

ASSEMBLY OF FRAME

Note: Bantam and Big Inch frame consists of 8 pieces.-
4 bottom pieces and 4 top pieces.
Giant frame consists of 12 pieces, 4 bottom pieces,
2 bottom center pieces (no skid rails) and 6 top pieces.

1. Insert B-7 into B-6 at welded clip. Secure with 1 1/4" bolts. Swing side braces up into position. See. Figure 1. Repeat with B-7 into B-5. Do not tighten bolts.
2. Tip joined sections of B-7 & B-6 and B-7 & B-5 on end and inset the two hinge pins. This completes the first half of the tent frame.
3. Repeat the same procedure for the second half.
4. Stand the two tent frames on their feet, placed end to end, (Note: Skid rails to the outside corners) and join together with assembly clamps, 4 on each side: top, bottom, centers. See. Figure 2.
5. Tighten all bolts.
6. Giant units require three sections. The center section is painted blue and has no skid rails.
7. You are now ready to lace on the canvas.

ASSEMBLY OF COVER

Note: Covers consist of 2 side panels which are universal. Ends are quarter sections - one right half end and one left half end.

8. Cover 1st side. Lay frame on the floor, feet together and resting on skid rails. (Like a big clamshell).
9. Stretch side cover over frame & hold into position with tie straps at top & bottom.
10. With 1/8" rope provided, lace top of side cover to frame. Lace on one of the end quarter sections.
11. Tie one end of rope to corner of opposite frame. Lace down through first grommet on side cover, through first grommet on end section, around the pipe out the adjacent grommet on end section then a half hitch around the rope & repeat this procedure for the entire end. See Figure 3.
12. Lace other end & bottom side cover.
13. Turn entire frame over and repeat this procedure for the other side.

Fig. 1

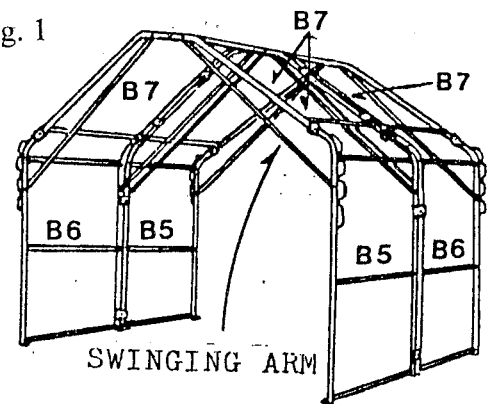
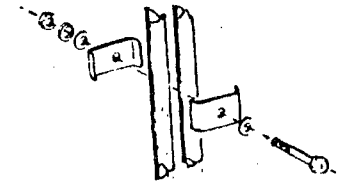


Fig. 2



ASSEMBLY CLAMP
8 Req'd for Big Inch & Bantam
20 Req'd for Giant

Note: Total Enclosure Requires
Ends w/Zipper Doorways

Left Half End Right Half End

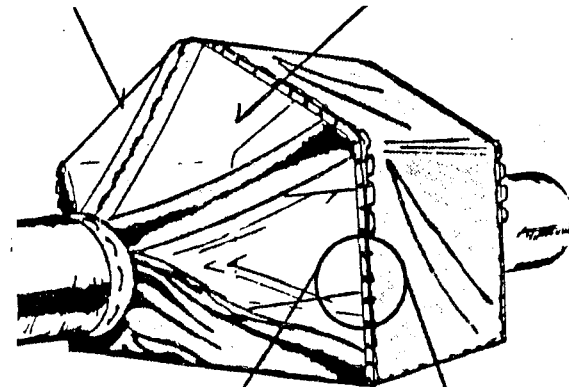
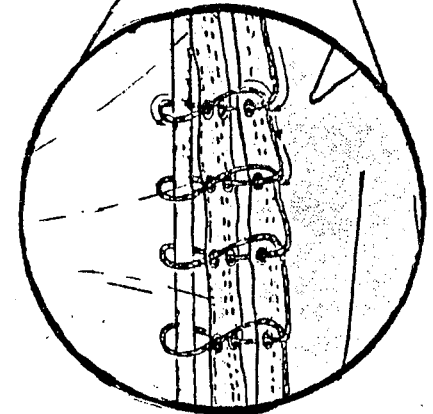


Fig. 3



**BELL'S WELDERS TENTS
INTERNATIONAL**

PAT NO 3,452,764



Division of Bell Enterprises
514 Ella Street, Beatrice, NE 68310
Phone (402) 228-3115 Fax (402) 228-3174
email: bellenterprises@windstream.net
www.bellswelderstents.com